



Date: 14/06/2022
GRADE: I

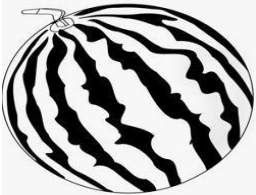





CPE - 01 (2022-23)
MATHEMATICS

Max marks: 20
Time: 1 hour

Name: _____

General Instructions:

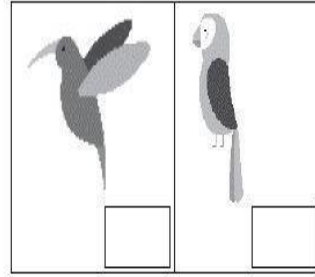

1. This question paper contains two parts A and B. Each part is compulsory.

Q.No.	Section A Do as directed	Mark
I 1 A) B)	<p>Choose the correct answer for the following questions.</p> <p>1 Tick the part that belongs to the first picture in each set.</p> <p>A)    <input data-bbox="847 1357 943 1435" type="checkbox"/> <input data-bbox="1110 1357 1206 1435" type="checkbox"/></p> <p>B)    <input data-bbox="879 1805 951 1861" type="checkbox"/> <input data-bbox="1142 1805 1214 1861" type="checkbox"/></p>	5 X 2=10

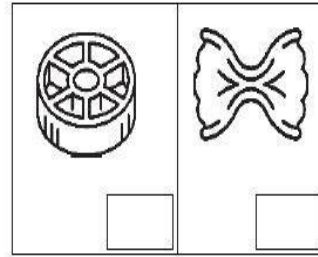
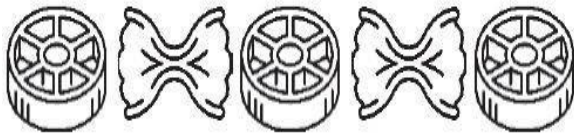
2

What comes next?

A)




B)




3

Tick the picture that is different.

A)

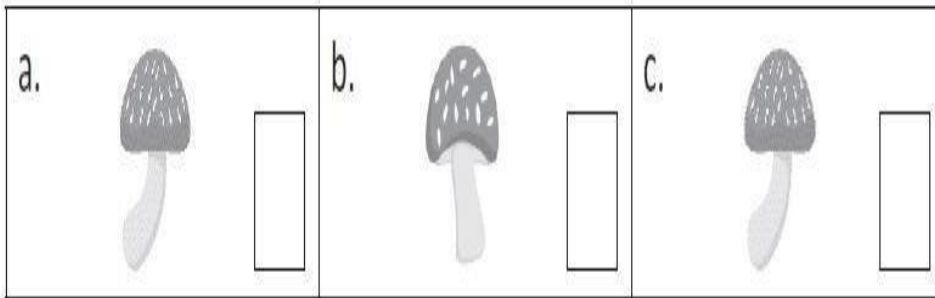


B)

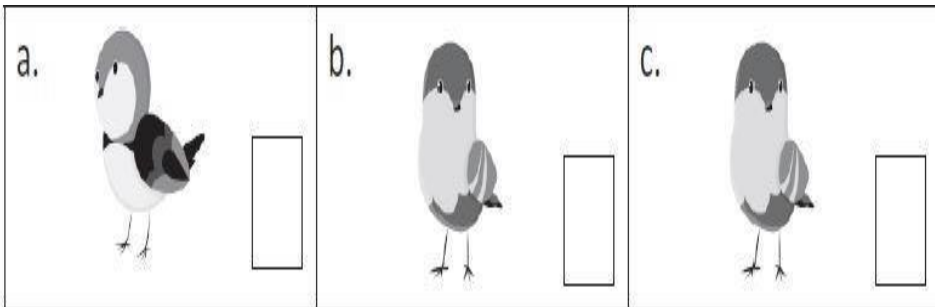


4 Tick the pictures that are same in each set.

A)



B)








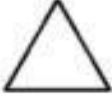







5 Look at the picture and fill in the blanks.



A) The clock is _____ (on / under) the wall.

B) The toy is _____ (inside / outside) the box.

I	<p style="text-align: center;">Section B Match the shapes.</p>	<p style="text-align: center;">4X1=4</p>
<p>6</p> <p>7</p> <p>8</p> <p>9</p>	<div style="display: flex; justify-content: space-between;"> <div style="width: 45%;">     </div> <div style="width: 45%;"> <p>a. </p> <p>b. </p> <p>c. </p> <p>d. </p> </div> </div>	
II	<p style="text-align: center;">Answer the following questions.</p>	
<p>10</p>	<p>Tick the box that has more number of butterflies. Colour the butterflies in that box.</p> <div style="display: flex; justify-content: space-around; align-items: flex-start;"> <div style="text-align: center;">  <p><input data-bbox="397 1861 491 1944" type="checkbox"/></p> </div> <div style="text-align: center;"> <p>2.</p>  <p><input data-bbox="986 1861 1080 1944" type="checkbox"/></p> </div> </div>	<p style="text-align: center;">1X2=2</p>

<p>11</p>	<p>Draw a ball under the table and colour it red.</p> 	<p>1X2=2</p>
<p>12</p> <p>A)</p> <p>B)</p>	<p>Observe each picture and circle top / bottom.</p>  <p>Monkey is at the (top / bottom) of the tree.</p>  <p>The apple is at the (top / bottom) of the tree.</p>	<p>2X1=2</p>
<p>THE END</p>		